

GT PERLA™

LUXURY Home Lift

BEST WARRANTY ON THE MARKET




GT Accessibility, a Division of Global Tardif, in its continuation to provide the Accessibility market with leading-edge technology and products, is proud to introduce its new **New Luxury Residential Lift, GT PERLA™**. An indoor application full cab, now available with **automatic Three (3) Speed Sliding Doors!** Global Tardif is the first company to offer it as a standard product in North America!

The **GT PERLA™** is the right choice for home, building owners, or architects, looking for an architectural, **Luxury**, heavy duty constructed fully automated residential lift.

Global Tardif is pleased to offer two (2) mechanical drive system applications for this **Luxury Home Lift** :

- Hydraulic Cantilevered : **GT PERLA™ HDR**
- Gearless Machine Room Less : **GT PERLA™ GLS**
(Using the GT SoftRide technology: machine room less, virtually noiseless)

**Automatic
Three (3) Speed
Sliding Doors**



- Surprisingly Smooth Ride
- Heavy Duty Steel Construction
- Proven Reliability
- Quiet Virtually Noiseless Operation
- Modern and Innovative Technology
- Easy to Install
- Outstanding Quality Performance
- Low Maintenance
- Smooth & Quiet
- PLC Microprocessor Control **GT-EZPERLA™**
- Visit Our Website at :

GT Accessibility.com

since 1984



Elevator Manufacturing Group



GT PERLA™

Main Features

- **Automatic Three (3) Speed Sliding Doors**
- 750 lbs (340 kg) Capacity
- 220V / 1ph / 60Hz.
- Single Automatic Operation
- Broken Cable Safety Device
- **GT-EZPERLA™ PLC Control with Tape Reader**
- 8" (203 mm) Pit Depth Only
- 108" (2743 mm) Standard Overhead
- Soft Start, Soft Stop
- Safety Device
- Emergency Stop Button and Emergency Alarm Button
- Emergency Pit Switch
- Illuminated LED Buttons

Cab Features

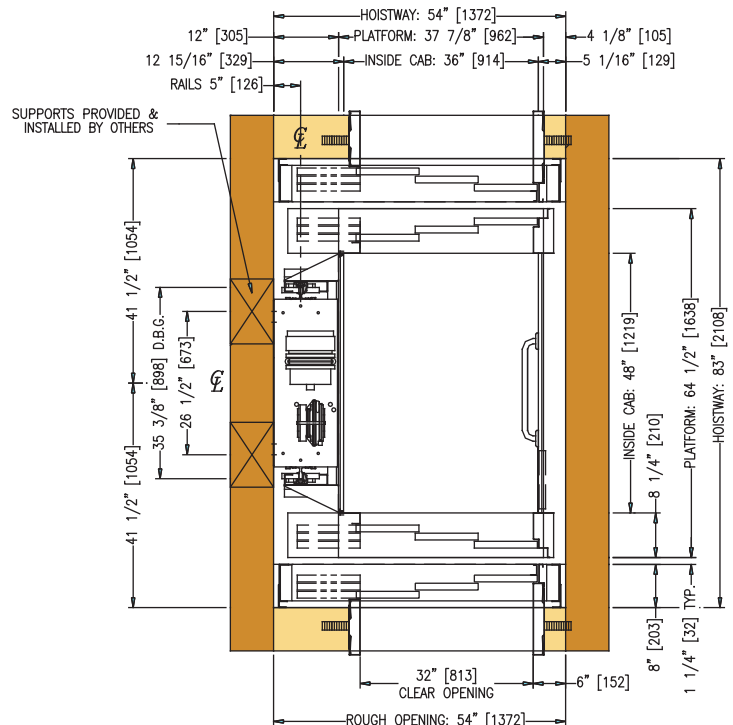
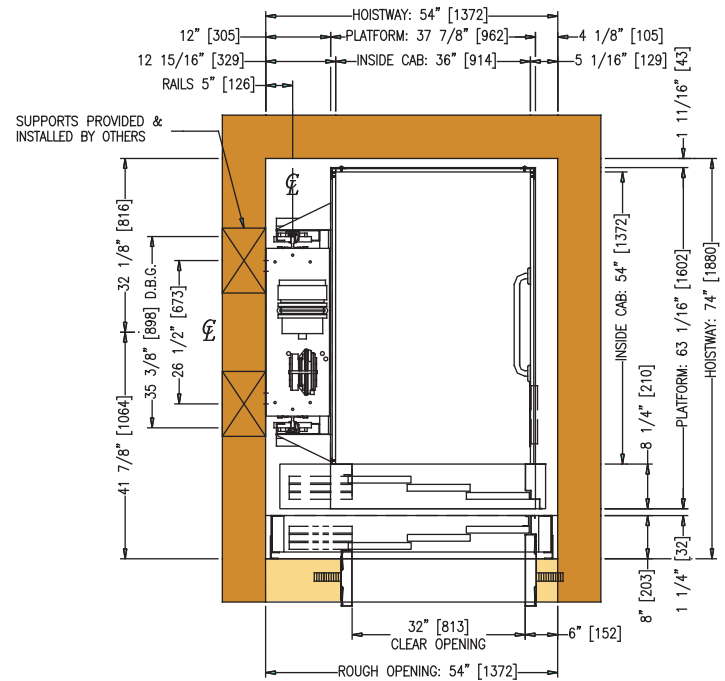
- 6'-8" (2032) mm Cab Height
- Two (2) Standard Cab Wall Colors
- Stainless Steel Satin Car Operating Panel
- Solid Ceiling with Incandescent Pot Lights
- Stainless Steel Satin Tubular Handrail

Standard GT EZ-Entrances™ Passenger type

- Three (3) Speed Sliding Doors
- 1 ½ Hr UL/ ULC Fire Rated Entrances Assembly
- Sill Mounted Spring Door Closers
- Bolted Frame - Three Pieces Knock Down
- Square Profile Design - 2" Jamb & Head Jamb Face

Options

- Emergency Battery Lowering Device
- Reduced Pit and Overhead
- Custom Plastic Laminated or Custom Wood Interior Finishes
- Custom Stainless or Bronze Finishes
- Custom Size, Custom Design, Architectural Cab Interior
- Glass Cab & Glass Doors
- Phone Cabinet or Hands Free Phone
- Digital Position Indicator
- Name It - We Will Do It



Your Authorized Dealer is:

For more information and detailed drawings
visit our web site at
www.gtaccessibility.com



GLOBAL-TARDIF reserves the rights to discontinue models or options at any time or change the specifications, materials, equipment or pricing without notice and without incurring obligation. U.S. and foreign patents pending. 2004 GLOBAL-TARDIF Elevator Manufacturing Group Inc.

ver. Sept. 2006